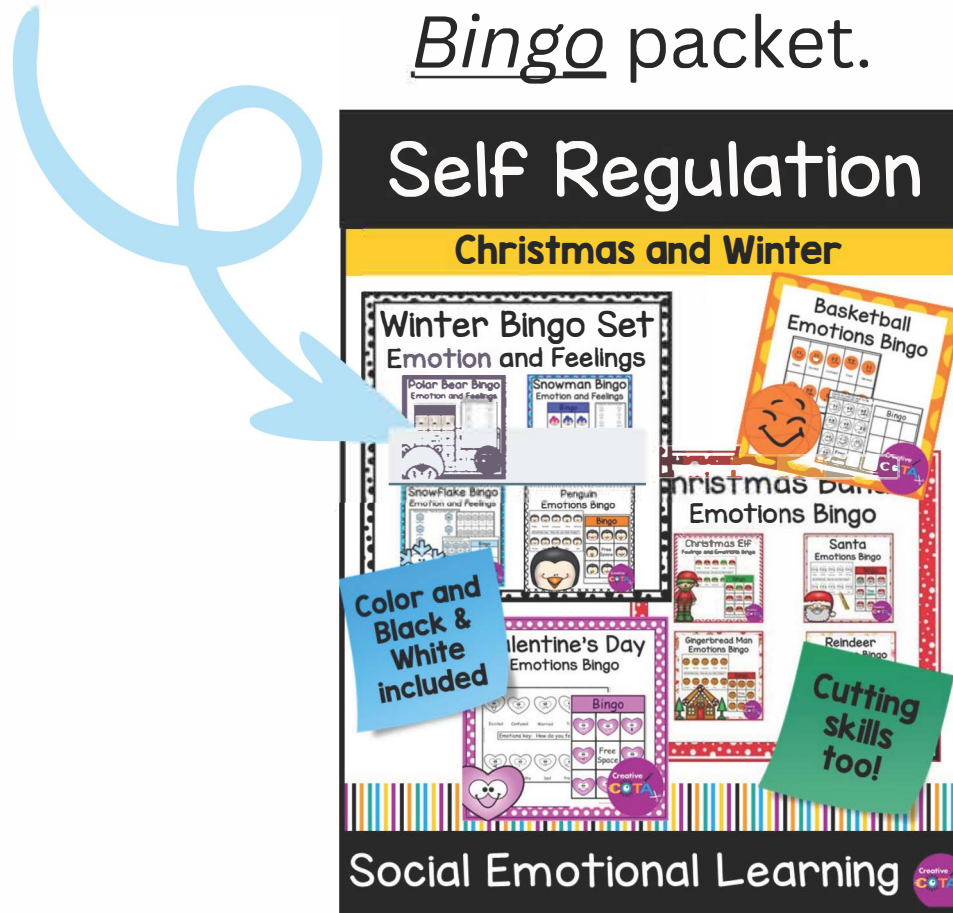


This Snowflake Bingo is from the complete *Christmas and Winter Social Emotional Learning* *Bingo* packet.



**Directions:** Cut out the calling cards on page 2. Students can create their own Snowflake Bingo board using page 3. Show the students the calling cards and review the different emotions that are pictured. Randomly pull the calling cards. The first player to get three in a row is the winner!



Happy



Excited




Confused



Scared



Worried



Proud



Angry



Quiet/Shy













Sad



Sick

Cut out cards and glue on your own board in any order you want.

		
		
		
	Free Space	

CreativeCOTA 2017

Bingo		

CreativeCOTA 2017