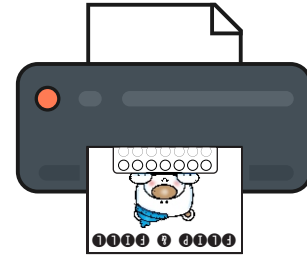


FLIP & FILL DIRECTIONS


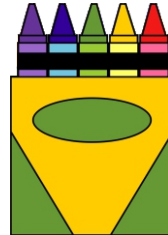
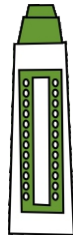

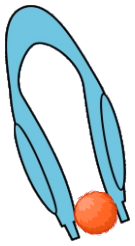
STEP 1:

Choose a game to print and play.




STEP 2:

Decide how you will fill the circles: tongs, cotton balls, mini marshmallows, small balls of clay, dot markers, color with crayons, pennies or bingo chips.




STEP 3:

Flip a coin. If it lands on heads, fill in two circles.
If it lands on tails, fill in one circle.



STEP 4:

Continue playing until one player fills up all circles.



F L I P & F I L L

