


HOW TO MAKE THE HOLIDAY HATS

Go to www.YourTherapySource.com for more hat templates!


1




Color the hat.



2




Cut out the hat.




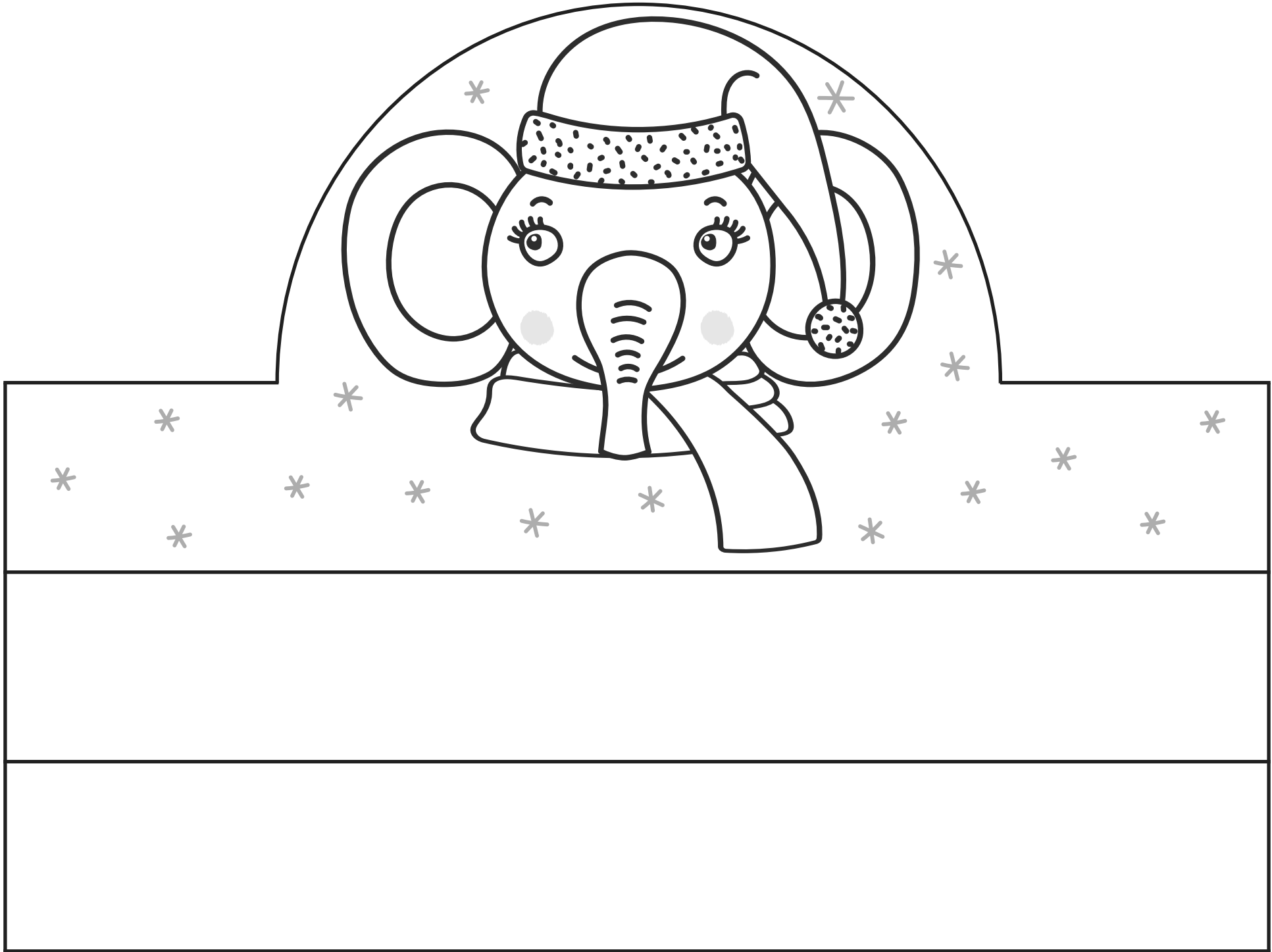
3




Size and glue the hat.







Go to www.YourTherapySource.com
for the complete Holiday Hats download.



HOLIDAY HATS

Includes 11 color
and 11 black and
white hat
templates

* * UNICORNS * SANTA * REINDEER * PANDA * *
ELEPHANT * CAT * OWL * BEAR * RABBIT * PENGUIN

YOUR THERAPY SOURCE

The graphic features two examples of holiday hats. The top example shows a unicorn, an owl, and a Santa Claus hat. The bottom example shows a cat, an elephant, and a unicorn. There are also icons for scissors, a glue bottle, and a marker.