





Directions:









1. Print out the color or black and white small conversation hearts and the large hearts.

2. Cut around the small hearts including the hot pink rectangle beneath each one. Cut out the large hearts and cut each one in half along the line.

3. Glue the two parts to the clothes pin on the front. Glue the hot pink rectangle on the inside of the clothes pin.

4. Give the clothes pins as a Valentine or play a memory game. Pinch open each clothes pin and mix them up. Can you remember where each saying is? Pinch the clothes pin open to check if you were correct.







Directions:


1. Print out the color or black and white small conversation hearts and the large hearts. If you choose the black and white color the hearts in before you cut them.

2. Cut around the small hearts including the hot pink rectangle beneath each one. Cut out the large hearts and cut each one in half along the line.

3. Glue the two parts to the clothes pin on the front. Glue the hot pink rectangle on the inside of the clothes pin.

4. Give the clothes pins as a Valentine or play a memory game. Pinch open each clothes pin and mix them up. Can you remember where each saying is? Pinch the clothes pin open to check if you were correct.







Directions:

1. Print out the color or black and white small hearts and the large hearts. If you choose the black and white color the hearts in before you cut them. Write any words on the small hearts.
2. Cut around the small hearts including the rectangle beneath each one. Cut out the large hearts and cut each one in half along the line.
3. Glue the two parts to the clothes pin on the front. Glue the rectangle on the inside of the clothes pin.
4. Give the clothes pins as a Valentine or play a memory game. Pinch open each clothes pin and mix them up. Can you remember where each saying is? Pinch the clothes pin open to check if you were correct.

